



**AUTHOR(S):**

**TITLE:**

**YEAR:**

**Publisher citation:**

**OpenAIR citation:**

**Publisher copyright statement:**

This is the \_\_\_\_\_ version of an article originally published by \_\_\_\_\_  
in \_\_\_\_\_  
(ISSN \_\_\_\_\_; eISSN \_\_\_\_\_).

**OpenAIR takedown statement:**

Section 6 of the "Repository policy for OpenAIR @ RGU" (available from <http://www.rgu.ac.uk/staff-and-current-students/library/library-policies/repository-policies>) provides guidance on the criteria under which RGU will consider withdrawing material from OpenAIR. If you believe that this item is subject to any of these criteria, or for any other reason should not be held on OpenAIR, then please contact [openair-help@rgu.ac.uk](mailto:openair-help@rgu.ac.uk) with the details of the item and the nature of your complaint.

This publication is distributed under a CC \_\_\_\_\_ license.

\_\_\_\_\_

# **Effect of deflocculation on the efficiency of sludge reduction by Fenton's process**

**V. Amudha<sup>1</sup>, S. Kavitha<sup>1</sup>, C. Fernandez<sup>2</sup>, S. Adishkumar<sup>1</sup> and J. Rajesh Banu<sup>1\*</sup>**

1-Department of Civil Engineering, Regional Centre of Anna University, Tirunelveli, India

2-School of Pharmacy and Life Sciences, School of Pharmacy and Life Sciences, Robert Gordon University, Garthdee Road, Aberdeen AB10 7GJ, United Kingdom

## **Abstract**

A novel approach to improve the efficiency of Fenton treatment for sludge reduction through the implication of a deflocculating agent citric acid, for the exclusion of extracellular polymeric substances (EPS) from waste activated sludge (WAS). Deflocculation was achieved with 0.06 g/g suspended solids (SS) of citric acid dosage. Fenton optimization studies using Response Surface Methodology (RSM) revealed that 0.5 g/g SS and 0.0055 g/g SS were the optimal dosages of H<sub>2</sub>O<sub>2</sub> and Fe<sup>2+</sup>. The addition of a cation binding agent set the pH value of the sludge to 5 which did not affect the Fenton efficiency. The results presented in this study shows the advantage of defflocculating the sludge as SS and volatile suspended solids (VSS) reductions were found to be higher in the deflocculated (53% and 63%) than in the flocculated sludge (22% and 34%). Kinetic investigation of the treatment showed that the rate of the reaction was four times higher in the deflocculated sludge than control. The methodology reported in this manuscript was successfully applied to a real case were the deflocculated mediated Fenton process reduced the sludge disposal cost from 297.8 US dollar/ton to 61.9 US dollar/ton of sludge.

**Keywords:** Waste activated sludge, Extra polymeric substances, Citric acid, Deflocculation, Fenton reaction, Sludge reduction.

## Introduction

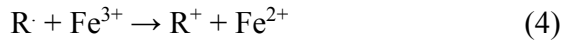
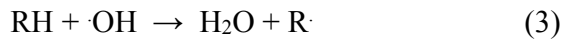
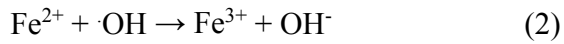
The disposal of the excess sludge from waste water treatment plants causes major hazards to the environment. The most common processes employed in the degradation of the sludge excess, produced in water treatment plants, are aerobic and anaerobic. The general mechanism involved minimizes the excess sludge produced which helps to decompose the cell wall of microbes into protein and microbial degradation (Xun-an Ning et al. 2015a, 2015b; Tokumara et al. 2007).

Advanced oxidation process (AOP) for contaminants is one of the pioneering techniques for waste water treatment. Many researchers (Chamarro et al. 2001; Badawy and Aline 2006; Bidga 1995; Ksibi 2006) elaborated the methods based on the AOP of contaminants. The Fenton reaction has attracted great attention due to its unique advantages such as eco-friendliness and minimization of the excess sludge.

The utilization of the Fenton's reagent is the most effective method to treat the recalcitrant compound because the hydroxyl radicals formed during the reaction of ferrous sulphate to hydrogen peroxide have the tendency to degrade the aromatic and heterocyclic rings (Metcalf and Eddy 2003; Kavitha et al. 2015a). Furthermore, Fenton's reaction has many advantages such as short reaction time compared with other advanced oxidation (Ultra violet, Photo catalyst) processes. The most common Fenton's reagents are iron and H<sub>2</sub>O<sub>2</sub> which present a number of advantages such as: cost effectiveness and non – toxicity, no mass transfer limitations due to its homogenous catalytic nature, no energy involved as catalyst and the process is easy to run and control (Rathod et al. 2012).

Fenton's reagent acts as the catalytic generation of hydroxyl radicals (OH·) coming out because of the chain response between ferrous ion and hydrogen peroxide. Equations 1 to 4 detail the oxidation of organic compounds (RH) by Fenton's reagent (Kang and Hwang 2000; Neyens and Baeyens 2003).





The results from previous literature observations reveal that the effective impact of the Fenton reaction has been extended as a viable technique on the sewage sludge processing (Xun-an Ning et al. 2014; Carey 1992; Prousek 1996). Although, the prelude observations of this method creates strong base and opens wide opportunities for future research, further improvements of this technology are yet to be explored.

The organic polymers of Extracellular polymeric substances (EPS) are positioned about the cell surface. Flocculant characteristic of activated sludge is due to the presence of EPS, which are accountable for the formation of microbial colonies and protection of microbial cells from external factors (Leroy et al. 2008; Orgaz et al. 2006). Thus, removal of EPS from sludge matrix can enhance biomass solubilization. According to Guo-Ping et al. (2004) EPS divulges that divalent ions like  $\text{Ca}^{2+}$  and  $\text{Mg}^{2+}$  bridge the majority of proteins in EPS. In addition, these divalent ions are also associated with a fraction of carbohydrate and nucleic acid. Due to the raise in  $\text{Ca}^{2+}$  and  $\text{Mg}^{2+}$  concentrations in EPS, the carbohydrate, nucleic acid and protein contents are observed to be increasing. Many methods such as microwave conditioning (Peng et al. 2013), electrolysis (Yuan et al. 2010) and chemical method (Ye et al. 2012) have been developed for the removal of EPS. Citric acid is the most effective cation-binding agent that removes cations such as  $\text{Ca}^{2+}$  and  $\text{Mg}^{2+}$  from sludge flocs which helps the disruption of the floc structure. Due to easily biodegradable and environment friendly nature, citric acid is chosen for deflocculation (Wawrzyncyk et al. 2007). There are only limited studies which explore deflocculation prior to treatment methods. However deflocculation prior to Fenton treatment has not been documented in literature so far. The present

study focuses on investigating the efficiency of deflocculation in the subsequent treatment. Thus in this study, a novel and new method is adopted to improve the efficiency of Fenton treatment process through deflocculation of sludge.

## **Methods and Materials**

### ***Sludge sampling***

Municipal waste activated sludge was collected from the sewage treatment plant at Trivandrum (India). The collected sludge was stored at 4<sup>0</sup> C in the laboratory for further studies. Initial characterization of the sludge is tabulated in Table 1.

### ***Optimization of Fenton's oxidation conditions by RSM***

Fenton's oxidation conditions were optimized using response surface methodology RSM. A central composite design (CCD) made with Design – Expert software, was employed to investigate the simultaneous effect of three independent variables: H<sub>2</sub>O<sub>2</sub> dosage, Fe<sup>2+</sup> dosage and time. In this study, the optimum H<sub>2</sub>O<sub>2</sub> dosage, Fe<sup>2+</sup> dosage and time for Fenton's oxidation were analyzed through COD and SS reduction measurement of the sludge. Totally, 20 experimental runs were carried out. Based on the preliminary experiments, H<sub>2</sub>O<sub>2</sub> dosage, Fe<sup>2+</sup> dosage and time varied in the range of (0.1-0.9 g/g SS), (0.001-0.01 g/g SS) and (0-60min) respectively. The target response was COD and SS (mg/L) of sludge. To describe the response in the optimum CCD region, three factors for a full 2<sup>3</sup> factorial design with six central points, six axial points (with an axial design of ± 1.63 forming an orthogonal design) and eight factorial points with 20 sets of experiments were planned.

### **Experimental procedure**

### ***Sludge deflocculation***

The addition of citric acid with 100 mL of sludge was carried out in nine dosages (0.01 to 0.09 g/g SS concentration) using 250 mL conical flasks. The mixtures were constantly agitated in a shaker at 150 rpm for thorough mixing and incubated for 3 h (Kavitha et al. 2014a). Furthermore, the mixtures were examined for soluble EPS after proper centrifugation (10,000xg for 20 min.).

### ***Fenton oxidation***

One hundred microliters of the sample was added with 0.06 g/g SS of citric acid in a 250-mL conical flask and agitated for 3 h to achieve deflocculation. Subsequently,  $\text{Fe}^{2+}$  (0.001 to 0.01 g/g SS) and  $\text{H}_2\text{O}_2$  (0.1 to 0.9 g/g SS) were mixed in appropriate dosages to the parent solution and stirred to ensure a homogeneous mixing. COD reduction and SS reduction tests were performed every 5 minutes in order to determine the efficiency of Fenton's reagent which removed the organics during the chemical oxidation process. The complete experimental procedure was executed at room temperature and the initial mixed liquor suspended solids (MLSS) of the diluted sample was set at 5000 mg/L and pH 5.

### ***Analytical methods***

Standard measurement methods were followed for COD, MLSS, and Mixed Liquor Volatile Suspended Solids (MLVSS) parameters (APHA 2005). Total chemical oxygen demand (TCOD) of the sample was estimated by subjecting the homogeneous mixture of the sample to COD analysis, and soluble chemical oxygen demand (SCOD) was estimated by filtering the sample through a 0.45- $\mu\text{m}$  filter and subjected to COD analysis (Kim et al. 2013). Loosely Bound EPS (LB EPS), tightly bound EPS (TB EPS), and DNA were estimated by adopting the methods described by Yu et al. (2009). Enzyme activity (protease and amylase) measurements were calculated as per the methodology described by Kavitha et al. (2013).

*Calculation of deflocculation degree:*

Degree of deflocculation was calculated as per the Eq. (5) to explain the extent of deflocculation process.

$$\text{Degree of deflocculation} = \text{Total soluble EPS} / \text{Total extractable EPS} * 100 \text{ ----} \quad (5)$$

where

$$\text{Total extractable EPS} = \text{LB-EPS} + \text{TB-EPS}$$

*Energetic analysis and cost calculation:*

The cost assessment of treatment methods has to be taken into account on a pilot scale treatment process. To evaluate the proficiency of the treatment process, energy studies and economic analysis were carried out for pilot scale study with the experimental value obtained. For cost assessment, the calculation was made for 1 ton of sludge based on our previous study (Kavitha et al. 2015a, 2015b). The energy employed for stirring in deflocculation and Fenton treatments was calculated based on the Eq. 6.

$$P = N_p \rho n D^3 \text{ -----} \quad (6)$$

where

P power required, W

$N_p$  power number for impeller, unit less

$\rho$  density of sludge,  $\text{kg/m}^3$

n revolutions per second, r/s

D diameter of impeller, m

## **Results and discussions**

### **Removal of EPS with citric acid**

EPS accumulating on the cell surface of sludge biomass provides colloidal stability to the biomass (Burgess and Pletschke 2008). The EPS acts as a barrier and diminishes the subsequent biomass



disintegration. Therefore, in the present study, EPS was removed with cation-binding agent, citric acid before cell disintegration. Citric acid could remove the cations that hold the EPS firmly (Wawrzyncyk et al. 2007). DNA was used as a marker to confirm the biomass disintegration.

Figure 1 depicts the impact of citric acid on LB-EPS, TB-EPS and soluble EPS (SEPS). The amount of LB-EPS in the untreated (without citric acid treatment) sludge was observed to be 35, 45, and 10 mg/L, respectively.

After treating the sludge with citric acid, the exocellular polymers existing in TB-EPS and LB-EPS were solubilized to aqueous phase (the quantity of LB-EPS got decreased and increased in soluble phase). The LB –EPS and the TB-EPS got decreased simultaneously due to the effective disruption of sludge matrix through citric acid. The citric acid removes the cations that hold the sludge EPS firmly which simultaneously releases the extracellular polymers from the TB-EPS and LB-EPS portion. Similar observation was noted by several researchers in their deflocculation studies. For example Vimala *et al.* (2015) observed simultaneous decrement in LB –EPS and the TB-EPS while using the salt of citric acid (Sodium citrate) for deflocculation of sludge matrix. Similarly Kavitha *et al.* (2015b) proposed that usage of NaCl in deflocculation leads to simultaneous decrement in LB –EPS and the TB-EPS from the sludge matrix.

By totaling the LB-EPS and TB-EPS, the amount of removable exopolymers was calculated to be 80 mg/L. It can be seen from Fig. 1 that a notable decrease in LB-EPS (35 to 15 mg/L) and TB-EPS (45 to 18 mg/L) amount was observed up to 0.06 g/g SS of citric acid. Concurrently, an increase in soluble EPS quantity (50 mg/L) was observed up to the same dosage of citric acid (0.06 g/g SS), indicating the effective removal of extractable exopolymers. Hence, the degree of deflocculated was calculated as 80%. Further increasing the citric acid dosage to 0.07 g/g SS, a steep increment in soluble EPS was observed (95 mg/L)

which went beyond the maximal removable exopolymers (80 mg/L). This interprets the dominance of cell disintegration with the release of intracellular polymers into the medium. Based on the above discussion, it can be confirmed that the maximal removal of EPS with limited biomass disintegration was attainable only up to 0.06 g/g SS of citric acid. Additionally, the amount of soluble EPS and DNA increased with increment in dosage of citric acid up to 0.06 g/g SS. At this optimal dosage, their concentrations were noted to be 50 mg/L and 10 mg/L, respectively. An abrupt release of DNA (25 mg/L) was observed beyond 0.06 g/g SS of citric acid which specifies the biomass disintegration. The results of the present study confirm that the 0.06 g/g SS of citric acid dosage is observed to be optimal for effective removal of EPS with minimal biomass disintegration (Abac et al. 2009).

Disintegration efficiency of sludge decreases due to the immobilized exoenzymes which establish the contact probability with organics solubles. The influence of citric acid dosage on exoenzyme activity (protease and amylase) was monitored and illustrated in Fig. 1. The values of protease and amylase increased up to a dosage of 0.06 g/g SS of citric acid which was similar to the EPS release. Protease of 0.042 U/mL and amylase of 0.031 U/mL were observed at 0.06 g/g SS of citric acid dosage. The abrupt increases in protease and amylase concentrations were evident beyond the concentration of 0.06 g/g SS citric acid which reflected the releases of intercellular enzymes by cell lysis. By this analysis, the citric acid concentration of 0.06 g/g SS is considered to be optimal for extra cellular enzyme activity.

### **Optimization of Fenton reagent dosage and time**

The central composite design was adopted for the Fenton treatment process. The efficiency of the Fenton process is influenced by a variety of parameters such as H<sub>2</sub>O<sub>2</sub> dosage, Fe<sup>2+</sup> dosage, and time (Dewil et al. 2005; Barbusinski and Filipek 2000). In view of a strong association between the factors H<sub>2</sub>O<sub>2</sub> dosage, Fe<sup>2+</sup> dosage, and time on Fenton oxidation, optimization in terms of COD and SS reduction as suitable response factors was carried out.

The outcome of the significant analysis of the model and its parameters are shown in Tables S1 & S2 (Supplementary information) for COD and SS reduction. The coefficients of the quadratic equation that are employed to calculate the optimum COD and SS reduction percentage were evaluated by regression analysis. The results of ANOVA analysis specifies that the calculated  $R^2$  was found to be 0.9889 and 0.9826, respectively, which indicated a high degree of correlation between predicted and observed values. The adjusted and predicted  $R^2$  values were found to be 0.9790, 0.9269 for COD reduction and 0.9669 and 0.8866 for SS reduction, respectively, which indicated that the predicted  $R^2$  was in reasonable agreement with the adjusted  $R^2$  value.

The quadratic equation and its coefficients are summarized as follows:

$$\begin{aligned} \text{COD} &= +5833.28450 - 7938.04567 * \text{H}_2\text{O}_2 - 4.97976\text{E}+005 * \text{Fe}^{2+} + 39.19674 * \text{Time} + 1.00694\text{E}+005 * \\ &\quad \text{H}_2\text{O}_2 * \text{Fe}^{2+} - 38.02083 * \text{H}_2\text{O}_2 * \text{Time} - 8472.22222 * \text{Fe}^{2+} * \text{Time} + 6903.96513 * \text{H}_2\text{O}_2^2 + \\ &\quad 5.62958\text{E}+007 * \text{Fe}^{2+^2} + 0.29438 * \text{Time}^2 \\ \text{SS} &= +4226.62553 - 3628.25123 * \text{H}_2\text{O}_2 - 2.33843\text{E}+005 * \text{Fe}^{2+} + 25.69837 * \text{Time} + 68402.77778 * \\ &\quad \text{H}_2\text{O}_2 * \text{Fe}^{2+} - 15.78125 * \text{H}_2\text{O}_2 * \text{Time} - 5013.88889 * \text{Fe}^{2+} * \text{Time} + 3075.45508 * \text{H}_2\text{O}_2^2 + \\ &\quad 2.82283\text{E}+007 * \text{Fe}^{2+^2} + 0.10481 * \text{Time}^2 \end{aligned}$$

From Tables S1 and S2 (Supplementary information), a very high significant influence on the Fenton process in terms of COD and SS reduction was noted, as the F values for the model were 99.82 and 62.63 with a p value of <0.0001, respectively. The outcomes showed that the  $\text{H}_2\text{O}_2$  dosage and its quadratic term are most significant, whereas the Fe dosage and its quadratic term are less significant. The lack of fit value possesses F values of about 3.12 and 3.05 and p values of about 0.1190 and 0.1229 for COD and SS reduction, respectively. From the above, it can be concluded that the lack of fit is not significant and hence the model is more significant. As elaborated in the above discussion, the influence of the independent factors on the dependent parameters is illustrated in response at surface plots (Figs. 2a-2c and 3a-3c).

From Figs. 2a-2c and 3a-3c, the combined influence of Fe dosage, and H<sub>2</sub>O<sub>2</sub> dosage, and contact time on COD and SS reduction was assessed.

Utmost desirability of 100% was achieved at 0.5g/g SS of H<sub>2</sub>O<sub>2</sub> dosage, 0.005 g/g SS of Fe<sup>2+</sup> dosage, and time of 30 min. From the RSM results, it is specified that the three variables studied have a significant effect on Fenton oxidation. There was an enhancement in COD and SS reduction at the central points when they were observed with the response of H<sub>2</sub>O<sub>2</sub> dosage, Fe<sup>2+</sup> dosage and time as variables. The model reveals that the central point recommends the actual process optimization region. The central point corresponds to 0.5 g/g SS of H<sub>2</sub>O<sub>2</sub> dosage, 0.005 g/g SS of Fe<sup>2+</sup> dosage, and time of 30 min.

### **Effect of pH**

It has been established that pH 3 is the optimum value for the Fenton reaction (Kavitha et al. 2015a). However, this highly acidic condition limits practical applicability of the Fenton process due to the demand of compounds to acidify as well as to neutralize the sample before and after the treatment. The pH of the raw sludge was measured to be 6.8. During deflocculation, the addition of citric acid changed the pH of the sludge to 5. The experiments were conducted over the pH range 3-6 to assess whether it is possible to make use of an advantage caused by citric acid. From Fig. 4a and 4b, the maximum amount of COD and SS reduction are observed at pH 3 and their respective values were measured to be 73% and 56%, respectively. At pH 5, the COD and SS reduction percentage were recorded to be 71% and 53%, respectively. The variation of pH from 3 to 5 does not cause any significant reduction in the Fenton process. To statistically validate the results, a standard *t* test was performed. The *p* value for COD and SS reduction were calculated to be 0.31 and 0.22, respectively. This shows that the COD and SS reduction between the pH range from 3 to 5 is insignificant. Considering the above factor, it has been decided to conduct further experiments by keeping the sludge at pH 5.

### **Effect of deflocculation on the Fenton treatment**

Effect of EPS removal on the efficiency of the Fenton treatment is the focus of this investigation. In order to correlate the advantage of EPS removal, simultaneous experiments were carried out with flocculated (with EPS and Fenton treated) and deflocculated (EPS removed and Fenton treated) sludges. Treatment outputs such as COD and SS reduction are considered to be the main parameters for the evaluation of the Fenton process.

### **Total COD reduction and Suspended solids reduction**

COD and SS reduction results of both flocculated and deflocculated sludges are illustrated in Fig. 5a, b, respectively. Oxidative decomposition of microbial cell wall and mineralization caused by OH radicals from the Fenton reaction are observed to be the main cause for the drastic increase in the COD reduction time. H<sub>2</sub>O<sub>2</sub> concentrations have considerable impact on organic substances; at low dosages, OH radicals are highly reactive. On the other hand, at high dosages, H<sub>2</sub>O<sub>2</sub> proceed as a scavenger of the OH radicals. Equations 7 and 8 detail the scavenging effect of H<sub>2</sub>O<sub>2</sub> on OH radicals (Feng et al. 2003; Qiu et al. 2013).



The COD and SS reduction values were observed to be 72 and 53% for the deflocculated sludge, whereas in the flocculated sludge, this was found to be 34 and 22%, respectively. The results show that suspended solids and COD reduction is enhanced by deflocculation. The presently obtained SS reduction value of 53% is comparatively higher than 24% which was reported for a biological mode of sludge reduction (Kavitha *et al* 2013). In addition, the Fenton-mediated sludge reduction happens in relatively short retention time (30 min), when compared to other treatment processes (Vimala *et al.* 2015). As a consequence of the factors stated above, our proposed process reduces capital investment as well as

making the process more attractive for subsequent scale up. Interestingly, SCOD of the Fenton- treated sludge was found to be 100 mg/L and this gives an advantage of dewatering sludge directly. In the Fenton process, during the sludge disintegration, the SCOD release was simultaneously followed by its mineralization, which is the reason for low SCOD values (Mo et al. 2015). However, compared to other sludge disintegration methods such as physical, chemical and biological methods, the SCOD of the sludge remains high in the order of 2000 to 5000 mg/L which is due to the focus SCOD release only (Merlin et al. 2014; Kavitha et al. 2014b; Bougrier et al. 2005). The presence of high SCOD increases the sludge viscosity (Rajesh Banu et al. 2011 ) which in turn increases capillary suction time and it makes dewatering of the sludge difficult (Rajesh Banu et al. 2012). Hence, subsequent treatment is essential to reduce this SCOD which demands energy and cost. The MLSS value of WAS from the return line of secondary clarifier was in the range of 5 to 7g/L (Uan et al., 2010). Since the objective of this study is to reduce the sludge from the secondary clarifier, the suitability of the optimized citric acid and Fenton dosage was further evaluated by varying the MLSS concentration to 7 g/L. The evaluation did not show any significant deviation in the citric acid nor in the Fenton dosage, as it was calculated based on the SS concentration of the sludge.

#### **Total Volatile suspended solids reduction**

The organic fraction of the sludge was estimated in terms of volatile suspended solids (VSS). The effectiveness of the sludge management depends on the reduction of organic rather than inorganic portion of the sludge (Metcalf and Eddy 2003). Variations on VSS reduction for both flocculated and deflocculated sample during the Fenton treatment for different time intervals are expressed in Fig. 6. It is evident that the VSS reduction increases linearly during the initial reaction time from 0 to 30 min and attains a maximum reduction of about 34.8 and 63% for flocculated and deflocculated sludge, respectively. It is also observed that the reduction of VSS was relatively higher in the deflocculated than in the

flocculated sludge. The MLVSS-to-MLSS ratio was 0.76 at the beginning of the treatment. After the treatment, the value was reduced to 0.28, indicating the sludge degradation of the organic portion by the Fenton process. This makes the sludge handling process easy as the management of inorganic compounds was comparatively easier than the organic portion of the sludge (Metcalf and Eddy 2003).

### **Kinetic assessment of the treatment process**

The influence of the citric acid which mediated the Fenton process on sludge treatment was assessed, and the results were evaluated through kinetic analysis. The kinetic analysis was carried out based on the literature (Kavitha et al. 2014a).

Table 2 summarizes the kinetic parameters obtained through the first-order reaction. In the SS reduction, the rate constant of the flocculated and deflocculated samples were calculated to be 0.0087 and 0.0286 per min, respectively, whereas in the COD reduction, the rate constant values were measured to be 0.0178 and 0.44 per min for the flocculated and deflocculated samples, respectively. Table 2 shows that the  $k$  value of the deflocculated sample was observed to be higher when compared to that of the flocculated sample. This implies that the reaction rate was found to be faster and rapid in the deflocculated samples due to easier accessibility of substrates for the Fenton reaction. The goodness of fit of both the sludges was between 0.92 and 0.99, indicating a better fit between the model and experiment.

### **Economic analysis**

Field applicability of any treatment method depends upon its economic viability. Table 3 presents data on economic analysis of the present study. In comparison to other treatment methods used for sludge

reduction (ozonation, ultrasonication and microwave irradiation), the Fenton treatment is advantageous as it demands low capital investment and easy operation. The estimation cost for the present study was based on operational cost associated with the Fenton treatment. The operational cost calculation takes into account energy and consumable cost associated with the treatment. The energy required for agitating 1 ton of the sludge during the EPS removal and the Fenton process was calculated and tabulated in Table 3. The energy cost to dewater the sludge in filter press was calculated to be 77.5 kWh (Yang et al. 2011). The total cost in US dollars were calculated to be 18.4, 20 and 17.8 to meet out the energy demand for the flocculated sludge, deflocculated sludge and control, respectively. Similarly, the cost required for consumables was calculated and tabulated. In Table 3, from the total cost, the cost benefit achieved by reducing SS to be disposed was subtracted (Kavitha et al. 2015a, 2015b). Table 3 shows the net cost of -61.9 and -226.4USD/ton that was achieved for the deflocculated sludge and flocculated sludge, respectively. It can be concluded that the Fenton process was observed to be an economically viable method for the sludge reduction.

## **Conclusions**

The sludge was successfully deflocculated with a minimum biomass damage of 0.06 g/g SS for a citric acid dosage. The pH correction is not warranted in this study as there is no statistically significant difference between the Fenton process efficiency at its optimum pH 3 and the deflocculated sludge medium at pH 5. The high efficiency of our proposed methodology can be measured by comparing the outcome of the disintegration process in which the deflocculated sludge has the maximum COD and SS reduction percentage of 72 and 53 % compared to 34 and 22 % for the flocculated sludge. The high degree of VSS profile of the Fenton treatment indicates the degradation of the organics. The reduction in the



organic portion of sludge makes it easy to undergo subsequent management process such as dewatering and disposal. In terms of the cost efficiency, it can be concluded that the process is economically viable since a net cost of -61.9 and -226.4 USD/ton was achieved for the deflocculated and flocculated sludges.

## References

- Abac PD, Francois B, Eric VH, Piet NLL, Gilles G (2009) Extraction of extracellular polymeric substances from anaerobic granular sludges comparison of chemical and physical extraction protocols. *Appl. Microbiol. Biotechnol* 85: 1589-1599.
- Albertville Municipal Wastewater Treatment Plant, Manual of operations, Albertville, Maine DEP, 2010.
- APHA (2005) Standard methods for the Examination of water and wastewater, twenty-first ed. American Public Health Association, Washington, DC.
- Badawy MI, Aline M (2006) Fenton's peroxidation and coagulation processes for the treatment of combined industrial and domestic waste water. *J. Haz. Mat B* 136: 961-966.
- Barbusinski K, Filipek K (2000) Aerobic sludge digestion in the presence of chemical oxidizing agents part II. Fenton's reagent. *Pol. J. Env. S* 9(3): 145-149.
- Bidga RJ (1995) Consider Fenton chemistry for wastewater treatment. *Chem. Enging. Prog* 91(12): 62-66.
- Bougrier C, Albasi C, Delgenes (2005) Solubilization of waste activated sludge by ultrasonic treatment. *Chem. Eng. J* 106: 163-169.
- Burgess JE, Pletschke BI (2008) Hydolytic enzymes in sewage sludge treatment a mini-review. *Water SA* (online) 34 (3): 343-349.
- Carey JH (1992) An Introduction to advanced oxidation processes (AOP) for destruction of organics in waste water. *Water Pollut. Res. J. Can* 27: 1-21.
- Chamarro E, Marco A, Esplugas S (2001) Use of Fenton reagent to improve organic chemical biodegradability. *Water Res* 35 (4): 1047-1051.
- Dewil R, Baeyens J, Neyens E (2005) Fenton preoxidation improves the drying performance of waste activated sludge. *J. Haz. Mat* 117 (2-3): 161-170.
- Feng JY, Hu XJ, Yue PL, Zhu HY, Lu GQ (2003) Decoloration and mineralization of reactive red HS-3B by heterogenous photo-Fenton reaction. *Water Res* 27: 3776-3784.

- Guo-Ping S, Yu H, Yu Z (2004) Extraction of extracellular polymeric substances from the photosynthetic bacterium *Rhodospseudomonas acidophila*. *Appl. Microbiol. Biotechnol* 67: 125-130.
- Kang YW, Hwang KY (2000) Effects of reaction conditions on the oxidation efficiency in the Fenton process. *Water Res* 34: 2786-2790.
- Kavitha S, Adishkumar S, Yogalakshmi KN, Kaliappan S, Rajesh Banu J (2013) Effect of enzyme secreting bacterial pretreatment on enhancement of aerobic digestion potential of waste activated sludge interceded through EDTA. *Bioresour. Technol* 150: 210-219.
- Kavitha S, Adishkumar S, Kaliappan S, Ick Tae Yeom, Rajesh Banu J (2014a) Improving the amenability of municipal waste acitivated sludge for biological pretreatment by phase-separated sludge disintegration method. *Bioresour. Technol* 169: 700-706.
- Kavitha S, Jayashree C, Adish Kumar S, Kaliappan S, Rajesh Banu J (2014b) Enhancing the functional and economical efficiency of a novel combined disperser disintegration of waste activated sludge for biogas production. *Bioresour. Technol* 173: 32-41.
- Kavitha S, Karthika P, Rajesh Banu J, Yeom IC, Adish kumar S (2015a) Enhancement of waste activated sludge reduction potential by amalgamated solar photo-Fenton treatment. *Desalin. Water Treat* 1-13.
- Kavitha S, Kaliappan S, Adish Kumar S, Ick-tae yeom, Rajesh Banu J (2015b) Effect of NaCl induced floc disruption of biological disintegration of sludge for enhanced biogas production. *Bioresour. Technol* 192: 807-811.
- Kavitha S, Kaliappan S, Adish Kumar S, Ick-tae yeom, Rajesh Banu J (2015c) Achieving profitable biological sludge disintegration through phase separation and predicting its anaerobic biodegradability by nonlinear regression model. *Chem. Engg. J* 279: 478-487.
- Ksibi M (2006) Chemical oxidation with hydrogen peroxide for domestic and waste water treatment. *Chem. Enging. J* 119(2-3): 161-165.
- Leroy C, Derbarre C, Gillebaert F, Compere C, Combes D (2008) Effect of commercial enzymes on the adhesion of a marine biofilm forming bacterium. *Biofouling* 24: 11-22.
- Merlin J, Kaliappan S, Adish Kumar S, Ick-tae yeom, Rajesh Banu J (2014) Enhancing aerobic digestion potential of municipal waste-activated sludge through removal of extra polymeric substance. *Environ. Sci. Pollut. Res* 21: 1112-1123.
- Metcalf and Eddy (2003) *Wastewater Engineering Treatment and Reuse*, fourth ed. Mc Graw Hill Publication.

- Neyens E, Baeyen J (2003) A review of classic Fenton's Peroxidation as an advanced oxidation technique. *J. Hazard. Mater* B98: 33-50.
- Orgaz B, Kives J, Pedregosa AM, Monistrol IF, Laborda F, Sanjose C (2006) Bacterial biofilms removal using fungal enzymes. *Enzyme Microb. Technol* 40: 51-56.
- Peng G, Ye F, Ye Y (2013) Effects of microwave irradiation on dewaterability and extracellular polymeric substances of waste activated sludge. *Water Environ. Res* 85: 278-285.
- Prousek J (1996) Advanced oxidation processes for water treatment. *Chem. Processes Chem. Lis* 90(4): 229-237.
- Qiu S, Xia M, Li Z (2013) Ultrasonic irradiation as pretreatment for the reduction of excess sludge by Fenton-acclimation treatment. *Water sci. Technol* 67.8: 1701-1707.
- Rajesh Banu J, Uan DK, Kaliappan S, Yeom IT (2011) Effect of sludge pretreatment on the performance of anaerobic/anoxic/oxic membrane bioreactor treating domestic wastewater. *Int. J. Env. Sci. Tech* 8(2): 281-290.
- Rajesh Banu J, Uan DK, Adish Kumar S, Kaliappan S, Yeom IT (2012) A novel method of sludge pretreatment using the combination of alkalis. *J. Environ. Biol* 33: 249-253.
- Rathod JD, Shukla RN, Singh DM (2012) Combination of advanced oxidation process and biological treatment of industrial waste water. *Int. J. Eng. Sci. Technol* 1(3): 24-28.
- Rusong Mo, Shaosong Huang, Wencan Dai, Jialin Liang, Shuiyu Sun (2015) A rapid Fenton treatment technique for sewage sludge dewatering. *Chem. Engg. J* 269: 391-398.
- Tokumura M, Sekine M, Yoshinari M, Znad H, Kawase Y (2007) Photo-Fenton process for excess sludge disintegration process. *Biochemistry* 42 (4): 627-633.
- Vimala Ebenezer A, Kaliappan S, Adish Kumar S, Ick-tae yeom, Rajesh Banu J (2015) Influence of deflocculation on microwave disintegration and anaerobic biodegradability of waste activated sludge. *Bioresour. Technol* 185: 194-201
- Wawrzynczyk I, Recktenwald M, Norrlov O, Dey ES (2007) Solubilization of sludge by combined chemical and enzymatic treatment. *Appl. Biotechnol* 6(17): 1994-1999.
- Xun-an Ning, Hong Chen, Jianrong Wu, Yujie Wang, Jingyong Liu, Meiqing Lin (2014) Effects of ultrasound assisted Fenton treatment on textile dyeing sludge structure and dewaterability. *Chem. Engg. J* 242: 102-108.

- Xun-an Ning, Weibin Wen, Yaping Zhang, Ruijing Li, Jiansun, Yujie Wang, Zuoyi Yang, Jingyong Liu (2015a) Enhanced dewaterability of textile dyeing sludge using micro-electrolysis pretreatment. *J. Environ. Manage* 161: 181-187.
- Xun-an Ning, Yinfang Feng, Junji Wu, Changmin Chenwang, Jian Sun, Kenlin chang, Yaping Zhang, Zuoyi Yang, Jingyong Liu (2015b) Effect of  $K_2FeO_4$ /US treatment on textile dyeing sludge disintegration and dewaterability 162: 81-86.
- Yang GCC, Min-Cong Chen, Chun-Fu Yeh(2011) Dewatering of a biological industrial sludge by electrokinetics-assisted filter press. *Separ. Purif. Technol* 79(2): 177-182.
- Ye F, Liu X, Li Y (2012) Effects of potassium ferrate on extracellular polymeric substances (EPS) and physicochemical properties of excess activated sludge. *J. Hazard. Mater* 199: 158-163.
- Yuan H, Zhu N, Song L (2010) Conditioning of sewage sludge with electrolysis: effectiveness and optimizing study to improve dewaterability. *Bioresour. Technol* 101: 4285-4290.
- Yu G, He P, Shao (2009) Characteristics of extracellular polymeric substances (EPS) fractions from excess sludges and their effects on bioflocculability. *Bioresour. Technol* 100: 3193-3198.

## Figure Caption

**Fig 1.** Effect of citric acid on release of EPS fraction – slime LB and TB , DNA and enzyme activity during deflocculation

**Fig 2a.** Response surface plot showing optimum COD reduction as a function of  $\text{Fe}^{2+}$  and  $\text{H}_2\text{O}_2$  dosage

**Fig 2b.** Response surface plot showing optimum COD reduction as a function of Time and  $\text{Fe}^{2+}$  dosage

**Fig 2c.** Response surface plot showing optimum COD reduction as a function of Time and  $\text{H}_2\text{O}_2$  dosage

**Fig 3a.** Response surface plot showing optimum SS reduction as a function of  $\text{Fe}^{2+}$  and  $\text{H}_2\text{O}_2$  dosage

**Fig 3b.** Response surface plot showing optimum SS reduction as a function of Time and  $\text{H}_2\text{O}_2$  dosage

**Fig 3c.** Response surface plot showing optimum SS reduction as a function of Time and  $\text{Fe}^{2+}$  dosage

**Fig 4a.** Effect of pH on COD reduction

**Fig 4b.** Effect of pH on SS reduction

**Fig 5a.** Effect of Fenton's reaction on COD reduction

**Fig 5b.** Effect of Fenton's reaction on SS reduction

**Fig 6.** Effect of Fenton's reaction on VSS reduction

**Table 1:** Initial characterization of municipal sludge

S.No	Description	Value (Unit)
1	pH	6.8
2	Total Chemical Oxygen Demand (TCOD)	8000±250(mg/L)
3	Soluble Chemical Oxygen Demand (SCOD)	100±10(mg/L)
4	Total solids	7300±500(mg/L)
5	Total suspended solids	5000±200(mg/L)
6	Dissolved solids	2300±100(mg/L)
7	VSS	4400±100(mg/L)
8	MLSS/MLVSS ratio	0.76

**Table S1:** Analysis of variance for a quadratic response surface model with respect to COD reduction

Source	Sum of squares	df	Mean square	F value	P-Value Prob>F	Remarks
Model	5.405E+007	9	6.006E+006	99.22	< 0.0001	Significant
A-H <sub>2</sub> O <sub>2</sub>	5.741E+006	1	5.741E+006	94.85	< 0.0001	
B-Fe <sup>2+</sup>	1.884E+006	1	1.884E+006	31.13	0.0002	
C-Time	9.406E+005	1	9.406E+005	15.54	0.0028	
AB	2.628E+005	1	2.628E+005	4.34	0.0638	
AC	1.665E+006	1	1.665E+006	27.51	0.0004	
BC	1.047E+007	1	1.047E+007	172.90	< 0.0001	
A <sup>2</sup>	1.758E+007	1	1.758E+007	290.52	< 0.0001	
B <sup>2</sup>	1.873E+007	1	1.873E+007	309.42	< 0.0001	
C <sup>2</sup>	1.012E+006	1	1.012E+006	16.71	0.0022	
Residual	6.053E+005	10	60528.59	-	-	Not significant
Lack of Fit	4.582E+005	5	91640.51	3.12	0.1190	
Pure Error	1.471E+005	5	29416.67	-	-	
Correlation Total	5.466E+007	19		-	-	

**Table S2:** Analysis of variance for a quadratic response surface model with respect to SS reduction

Source	Sum of squares	df	Mean square	F value	P-Value Prob>F	Remarks
Model	1.305E+007	9	1.449E+006	62.63	< 0.0001	Significant
A-H <sub>2</sub> O <sub>2</sub>	9.233E+005	1	9.233E+005	39.90	< 0.0001	
B-Fe <sup>2+</sup>	4.325E+005	1	4.325E+005	18.69	0.0015	
C-Time	1.489E+005	1	1.489E+005	6.43	0.0295	
AB	1.213E+005	1	1.213E+005	5.24	0.0451	
AC	2.869E+005	1	2.869E+005	12.40	0.0055	
BC	3.665E+006	1	3.665E+006	158.38	< 0.0001	
A <sup>2</sup>	3.489E+006	1	3.489E+006	150.79	< 0.0001	
B <sup>2</sup>	4.709E+006	1	4.709E+006	203.48	< 0.0001	
C <sup>2</sup>	1.282E+005	1	1.282E+005	5.54	0.0404	
Residual	2.314E+005	10	23142.01			
Lack of Fit	1.743E+005	5	34867.35	3.05	0.1229	Not significant
Pure Error	57083.33	5	11416.67			
Correlation Total	1.328E+007	19				

**Table 2:** Kinetic investigation of SS and COD reduction enhanced by deflocculated Fenton process

Sample	Dynamic equation		Rate constant k(h <sup>-1</sup> )		Coefficient R <sup>2</sup>	
	SS reduction	COD reduction	SS	COD	SS	COD
Flocculated	Y=-0.0087X-0.019	Y=-0.0178X-0.0638	0.008	0.0178	0.969	0.93
Deflocculated	Y=-0.0286X-0.0038	Y=-0.044X-0.0733	0.028	0.044	0.995	0.973

SS – Suspended Solids; VSS-Volatile suspended solids; COD-Chemical oxygen demand; EPS- Extracellular polymeric substances; Flocculated-with EPS Fenton treated; Deflocculated-without EPS Fenton treated

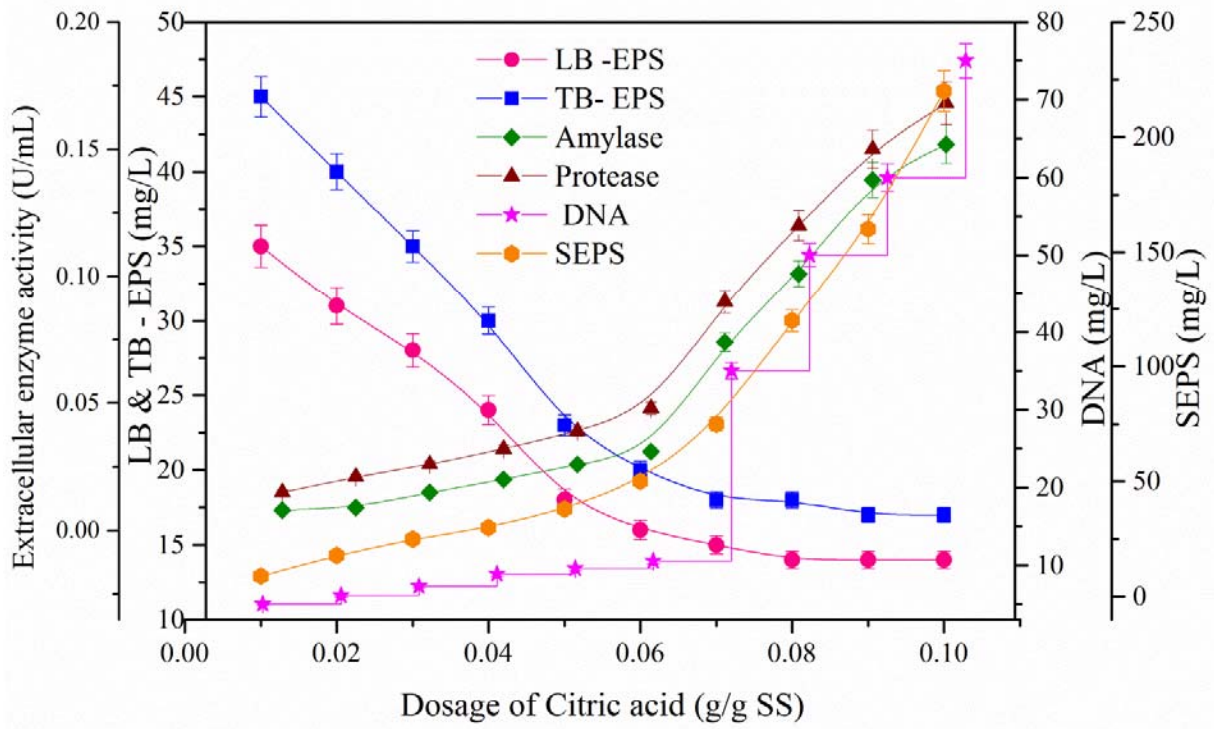
**Table 3:** Economic analysis (per tonne SS of sludge)

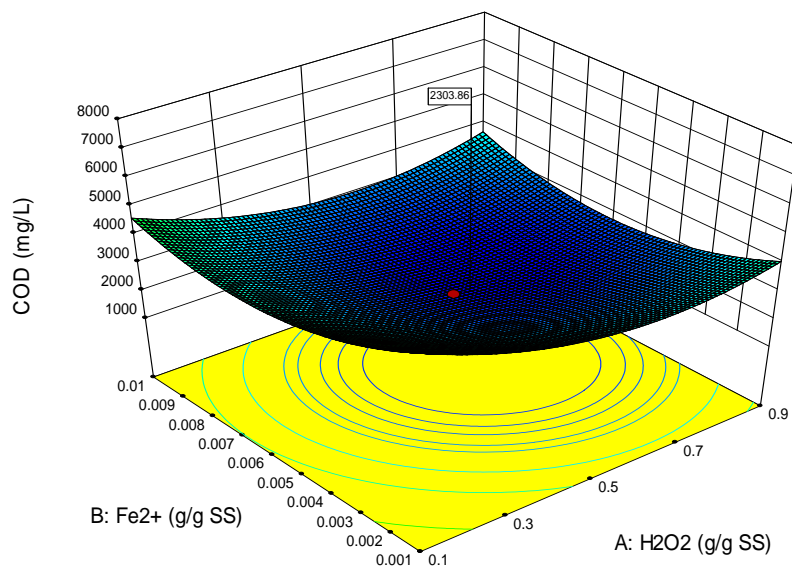
S.No.	Content	Flocculated	Deflocculated	Control	Unit
<b>1</b>	Energy applied				
	a. for EPS removal	-	7.23	-	kWh
	b. for Fenton treatment	2.41	2.41	-	
	c. for sludge dewatering	77.5	77.5	77.5	
<b>2</b>	Energy cost (S.No.1a+1b+1c*0.23 USD/kWh)	18.4	20.0	17.8	USD
<b>3</b>	Consumable cost				
	a. citric acid	-	8.16		USD
	b. H <sub>2</sub> O <sub>2</sub>	50.4	50.4		
	c. Fe <sup>2+</sup>	0.055	0.055		
	d. H <sub>2</sub> SO <sub>4</sub>	0.5	-		
	e. Alkali(for sludge neutralization)	0.3	0.3		
<b>4</b>	Consumable cost (3a+3b+3c+3d+3e)	51.2	58.9	-	USD
<b>5</b>	Decreased in SS to be disposed	220	530	-	kg
<b>6</b>	SS to be disposed	780	470	1000	kg
<b>7</b>	Sludge disposal cost (S.No. 6*0.28 USD/kg SS)	218.4	131.4	280	USD
<b>8</b>	Reduced sludge disposal cost (S.No.5*0.28USD/kg SS)	61.6	148.4	-	USD
<b>9</b>	Net cost (8-(2+4+7))	-226.4	-61.9	-297.8	USD

(Source: Metcalf and Eddy (2003))

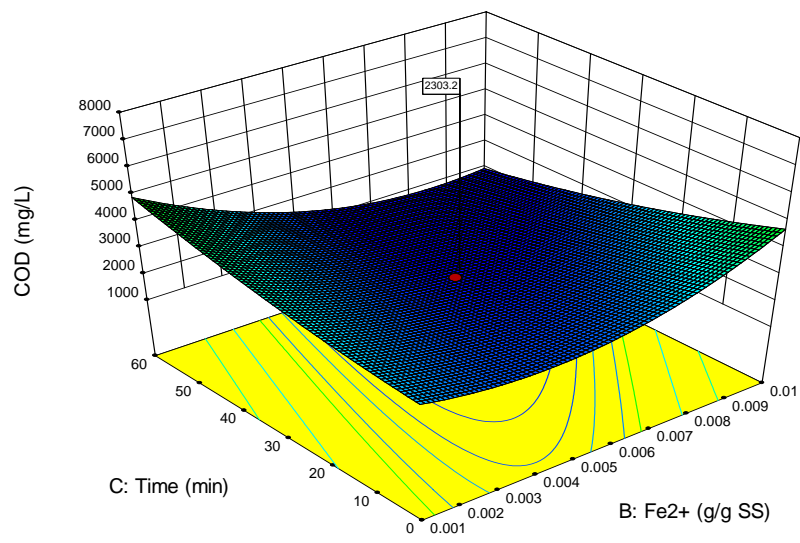


**Fig. 1**

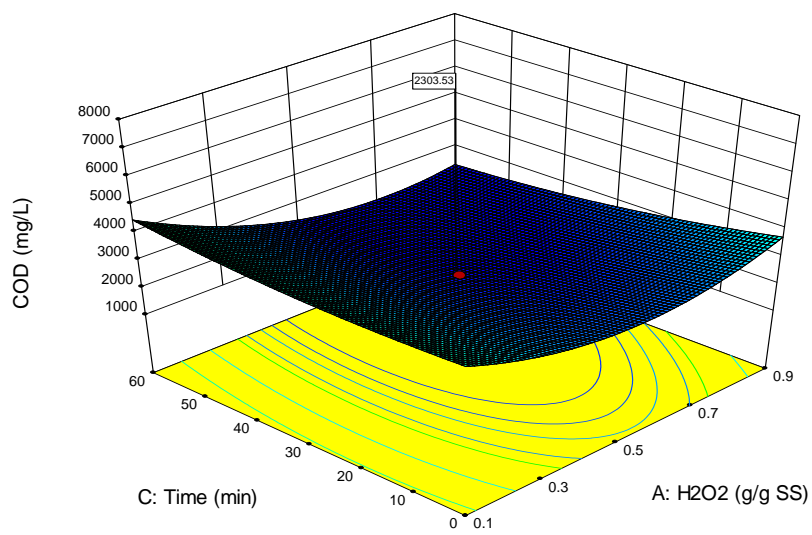




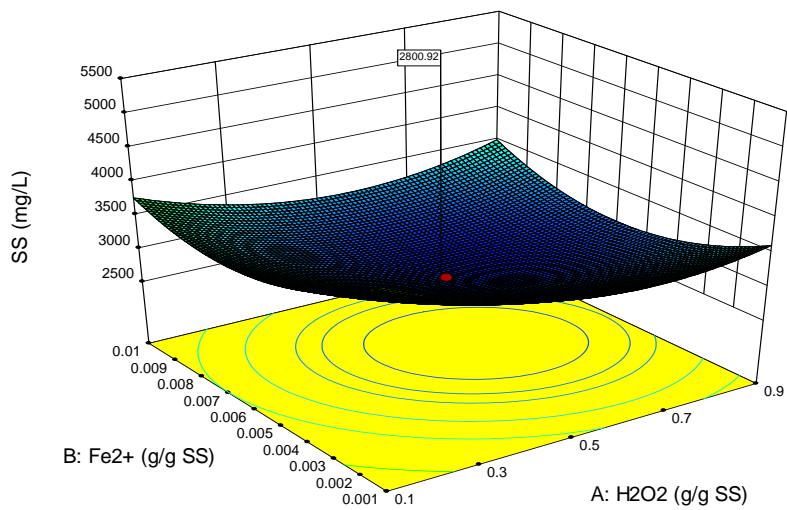
**Fig. 2a**



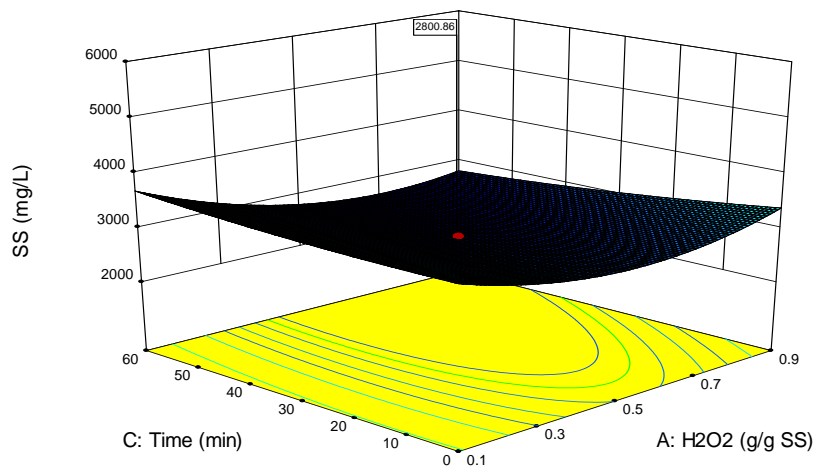
**Fig. 2b**



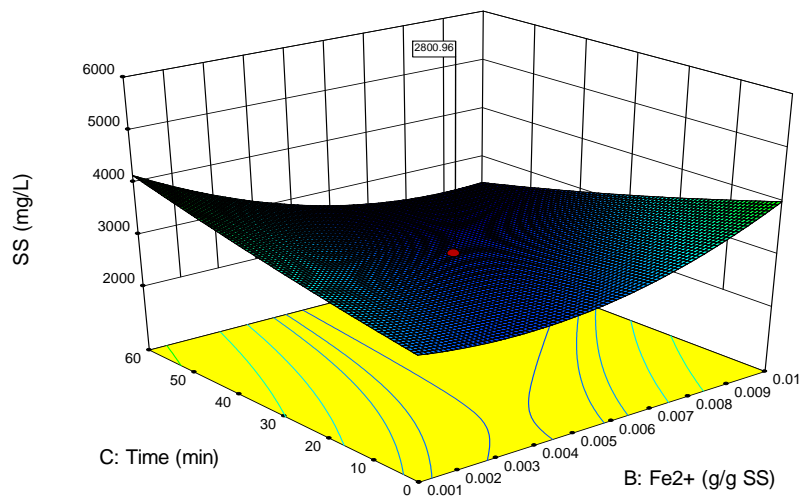
**Fig. 2c**



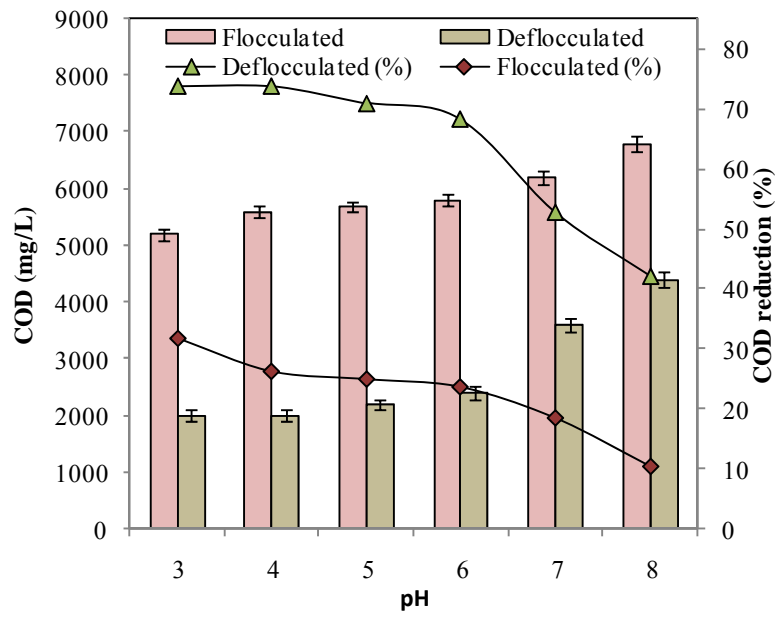
**Fig. 3a**



**Fig. 3b**

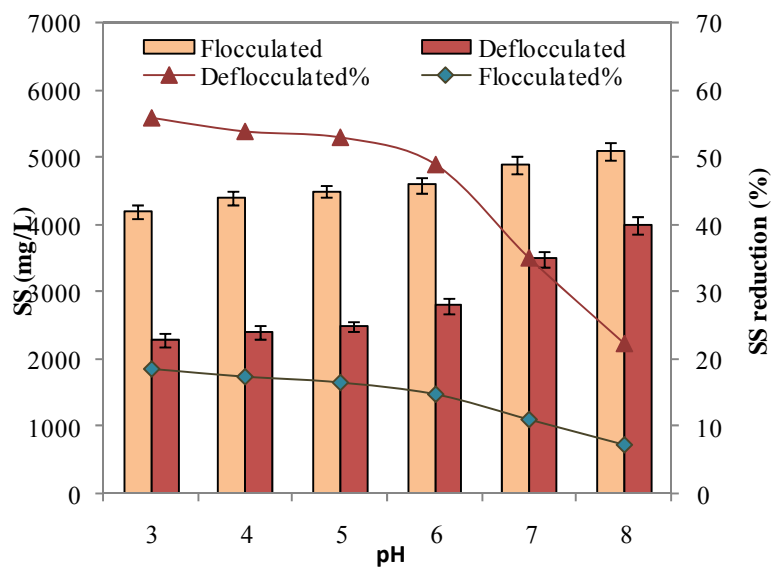


**Fig. 3c**

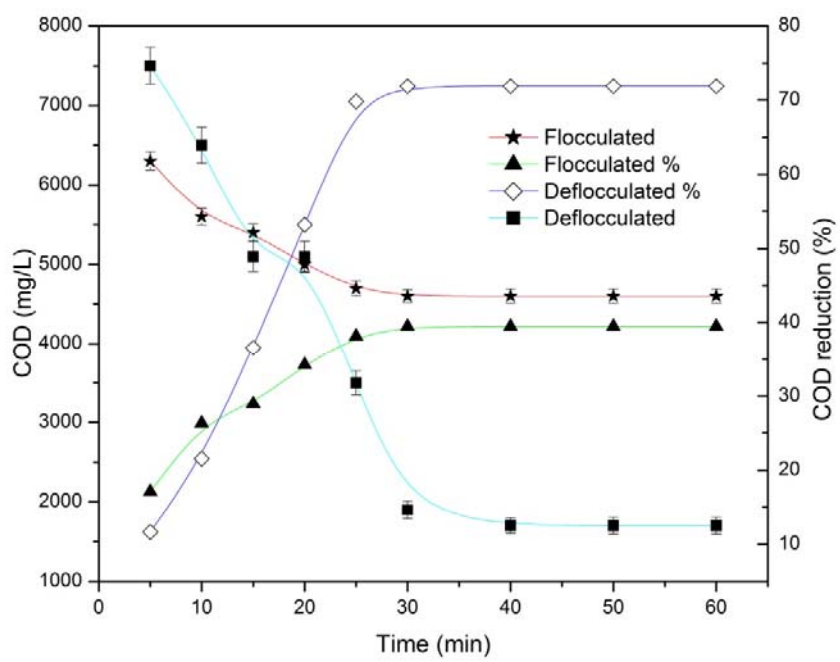


**Fig. 4a**

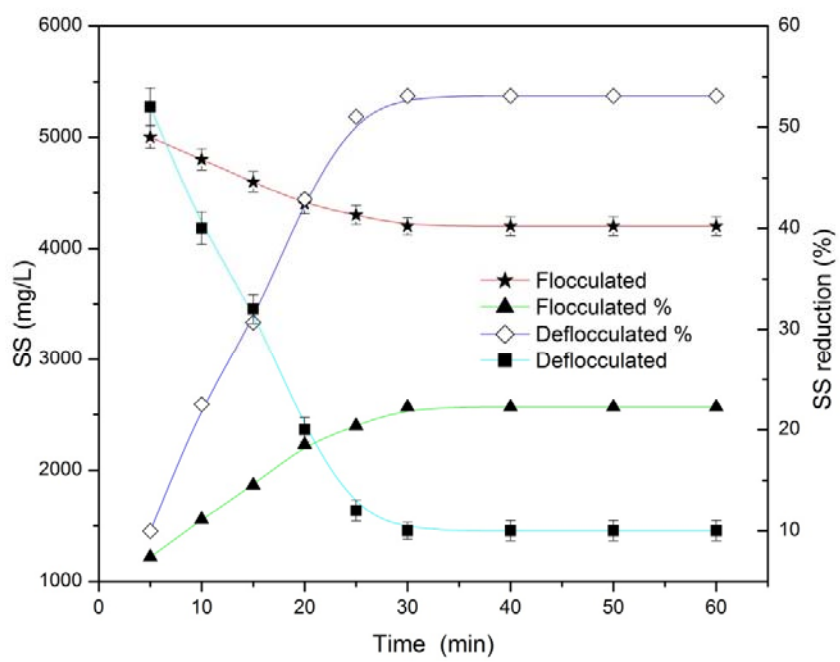




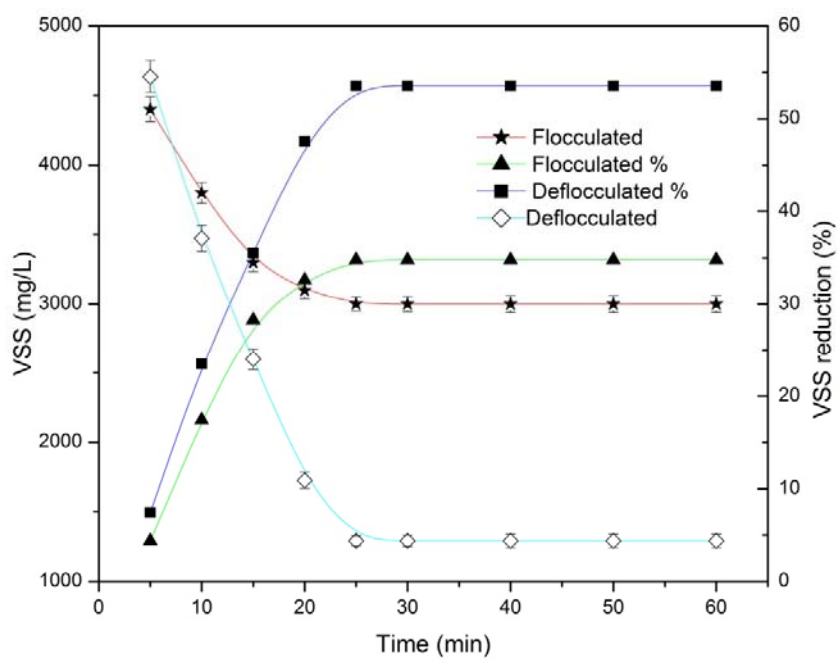
**Fig 4b**



**Fig. 5a**



**Fig. 5b**



**Fig. 6**