

MOHAMED, H., LAZARIDIS, P., UPTON, D., KHAN, U., SAEED, B., JABER, A., ZHANG, Y., MATHER, P., VIEIRA, M.F.Q., BARLEE, K.W., ATKINSON, D.S.W., MIHOVSKA, A., GAVRILOVSKA, L. and GLOVER, I.A. 2016. Partial discharge detection using low cost RTL-SDR model for wideband spectrum sensing. In *Proceedings of 23rd International conference on telecommunications 2016 (ICT 2016), 16-18 May 2016, Thessaloniki, Greece*. Piscataway: IEEE [online], article ID 7500353. Available from: <https://doi.org/10.1109/ICT.2016.7500353>

Partial discharge detection using low cost RTL-SDR model for wideband spectrum sensing.

MOHAMED, H., LAZARIDIS, P., UPTON, D., KHAN, U., SAEED, B., JABER, A., ZHANG, Y., MATHER, P., VIEIRA, M.F.Q., BARLEE, K.W., ATKINSON, D.S.W., MIHOVSKA, A., GAVRILOVSKA, L. and GLOVER, I.A.

2016

© 2016 IEEE. Personal use of this material is permitted. Permission from IEEE must be obtained for all other uses, in any current or future media, including reprinting/republishing this material for advertising or promotional purposes, creating new collective works, for resale or redistribution to servers or lists, or reuse of any copyrighted component of this work in other works.

OpenAIR
@RGU

This document was downloaded from
<https://openair.rgu.ac.uk>



Partial Discharge Detection Using Low Cost RTL-SDR Model for Wideband Spectrum Sensing

H. Mohamed¹, P. Lazaridis¹, D. Upton¹, U. Khan¹, B. Saeed¹, A. Jaber¹, Y. Zhang¹, P. Mather¹, M. F. Q. Vieira², K. W. Barlee³, D. S. W. Atkinson³, A. Mihovska⁴, L. Gavrilovska⁵, and, I. A. Glover¹

¹Department of Engineering & Technology, University of Huddersfield, Huddersfield HD1 3DH, UK

²Department of Electrical Engineering, Universidade Federal de Campina Grande, Campina Grande, Brazil

³Department of Electronic and Electrical Engineering, University of Strathclyde, Glasgow G1 1XW, UK

⁴Aalborg University, Denmark, ⁵Saints Cyril and Methodius University, Skopje, FYR of Macedonia.

E-mail: Hamd.Mohamed@hud.ac.uk

Abstract—Partial discharge (PD) is one of the predominant factors to be controlled to ensure reliability and undisrupted functions of power generators, motors, Gas Insulated Switchgear (GIS) and grid connected power distribution equipment, especially in the future smart grid. The emergence of wireless technology has provided numerous opportunities to optimise remote monitoring and control facilities that can play a significant role in ensuring swift control and restoration of HV plant equipment. In order to monitor PD, several approaches have been employed, however, the existing schemes do not provide an optimal approach for PD signal analysis, and are very costly. In this paper an RTL-SDR (Software Defined Radio) based spectrum analyser has been proposed in order to provide a potentially low cost solution for PD detection and monitoring. Initially, a portable spectrum analyser has been used for PD detection that was later replaced by an RTL-SDR device. The proposed schemes exhibit promising results for spectral detection within the VHF and UHF band.

Keywords—Partial discharge detection; Spectrum sensing; RTL-SDR; Software Defined Radio.

I. INTRODUCTION

In general, PD events take place within the insulating material between the copper HV conductor and the earthed outer shield, or in a void that could be located between the copper conductor and insulation wall. Generally, these pulses are generated at very high frequencies and are quickly attenuated. PD events cause small arcs in the insulating material, thus deteriorating the insulation over time, which could potentially result in complete failure. In order to provide reliable operation, the detection of PD is of great significance, and the emergence of wireless technology has provided an alternative to detect and monitor PD events. There are a number of sensing devices available for high frequency signal detection. Some of the solutions, like spectrum analysers, are capable of scanning a wide spectral range, but are not cost effective. A spectrum analyser cannot

perform continuous recording for a time period more than a few seconds, and the recorded spectrum requires a higher frequency resolution for better visualization. Furthermore, the unprocessed signal still requires processing to evaluate the energy in a specific band. On the other hand, low-cost SDR spectrum analysers are trimmed for easy and stable recording, but lack flexibility and performance compared to high end commercial types. In order to facilitate distributed spectral or signal sensing, a relatively low-cost sensing platform must be used. Bridging a performance gap between high-end spectrum analysers and the requirement of a low cost spectrum analyser for PD detection, this paper intends to develop a robust sensing platform for PD detection.

Recently, *Realtek RTL2832U* demodulator based low-cost USB digital TV tuners have attracted radio scientists and researchers to SDR. SDR can be employed for spectral sensing for wideband signals and hence can be a potential candidate for PD detection. In this paper, a study has been conducted for PD detection using a portable spectrum analyser and RTL-SDR dongles, where the spectrum analyser has provided better sensing efficiency at a higher cost, however; the focus of the research is on RTL-SDR based spectral analysis. The performance obtained for RTL-SDR based spectral sensing exhibited certain limitations towards wider bandwidths.

II. RELATED WORK

Baker et al [1] proposed a frequency based RF PD detector for low power wireless sensing using a frequency-based technique that can differentiate multiple PD incidents and other impulsive noise sources in a substation. Similarly, in [2] an online PD localization scheme was proposed in distributed power cables. The authors have obtained the direction of arrival of PD pulses by employing the polarity of detected PD pulses with reference to the polarity of the supply voltage. Suryandi et al. and Meijer et al., [3] introduced a scheme for PD detection in power cable equipment using a wireless communication network. The above mentioned research demonstrates that the implementation of RF techniques can be a potential solution to the PD detection problem. In fact, wideband spectrum

sensing is a very intricate issue, [4]. To achieve it, high performance ADCs can provide an alternative but due to high costs and power requirements are not viable solutions at the moment. To alleviate such problems, small scale sensing can be an option by employing multiple narrow bands for sensing a wideband spectrum [4-5]. In [6], cross correlation techniques were used for spectral sensing using low cost SDR receivers, and a phase-domain detection scheme was used for radio detection without any signal feature extraction overheads. In [7], statistical auto-regressive and moving average predictive models for grey-hole spectrum sensing were explored. The authors used SDR with USRP2 and RFX2400 boards for spectral sensing and analysis. Liu et al. [7] proposed substitutes for channel assessment with commercial SDR to provide a seamless spectral sensing over a wide bandwidth. Combining the GNU Radio and USRP in [8] an SDR based wireless system was developed. Work recently published by a team at the University of Strathclyde [9] has shown how the RTL-SDR can be used to perform automated sweeps of the RF spectrum; opening the possibility of using this device to detect PD signals. No previous research was found regarding PD detection using RTL-SDR devices.

III. REAL TIME SOFTWARE DEFINED RADIO

The RTL-SDR is inexpensive and is based on DVB-T TV tuners with RTL2832U ICs. The RTL-SDR can function as a wide band radio scanner. RTL-SDR receivers employ a Realtek RTL2832U quadrature sampling detector, a programmable frequency oscillator, and an RF tuner chip. Research tests show that these devices can operate well without any hardware modifications, using additional software. It is normally feasible to tune in to certain frequency bands using a conventional SDR program. The advanced versions of RTL-SDR compatible software can directly access the data stream, facilitating real time multimode reception. Fig. 1 shows the main components of the NooElec RTL-SDR. RTL2832U ICs can be employed with any of the four tuner chips available: FC0012 – tuner: 22 MHz to 948.6 MHz; FC0013-tuner: 22 MHz to 1100MHz; Elonics E4000: 52 MHz to 2200 MHz. In this paper, the Rafael Micro R820T tuner has been used which is capable of tuning from 24MHz to 1766 MHz. The tuner selects a frequency band around a targeted centre frequency and performs demodulation within the selected band into the baseband. In the proposed model, the RTL2832U chip functions as an ADC that samples the baseband signal and outputs to the host computer. The considered dongle is employed to receive and decode the PD signals. The chosen SDR has modes that allow for the capturing and transfer of raw samples to the host computer, thus enabling the system to behave like an inexpensive spectrum analyzer. To acquire the spectral information, we rely on RTL-SDR USB dongles and MATLAB code. The selected RTL-SDR dongles are based on RTL2832U demodulator, which can be modified into cheap SDRs since the chipset allows for the transfer of the

captured raw I/Q samples to the computer. The RTL2832U has an ADC that samples at 28.8 MHz. The maximum output rate of the device,



Fig.1. Key components of the NooElec NESDR Mini RTL-SDR.

due to its USB2.0 interface, is limited to 3.2MHz. In real time operations however, signals that are sampled below 2.4 MHz can be received without any detrimental sample loss. Reducing the sampling rate can often improve the performance of the baseband processing on less powerful computers as well, and setting the sampling rate to 2.4 MHz allows the RTL2832U to decimate by an even factor of 12 (when the ADC samples at 28.8 MHz). Receiving only 1 in every 12 IQ samples, the host computer obtains a signal with the reduced bandwidth of 2.4 MHz.

IV. PARTIAL DISCHARGE DETECTION USING RTL-SDR

A. Design Objectives

Some of the predominant objectives of the proposed system for high bandwidth PD detection are as follows:

- **Low-Cost-** The cost of the proposed sensing model must not be in excess of \$20.
- **Portable-** The sensing system must be small enough to enable easy deployment.
- **Wideband-** The proposed model must be capable of receiving signals within the bandwidth of radiated PD (50-800 MHz).
- **COTS Hardware-** The sensing system must be built using commercial off-the-shelf (COTS) hardware components.

B. Proposed System

The key feature of the proposed spectral sensing system is a low-cost, portable measurement platform for automatically collecting the PD data. The platform has just two hardware components: a PC/laptop and a portable Realtek Software Defined Radio (RTL-SDR) that connects to the PC via a USB interface. A block diagram of the RTL-SDR device is shown in Fig. 2. Fig. 3, shows the proposed system. The RTL-SDR is required to perform as a spectrum analyser. Due to its narrow bandwidth, the device cannot receive data from across the full test band simultaneously. Instead we must rapidly

retune the device in order to receive data from multiple centre frequencies across the band, and then reconstruct this data on the host computer.

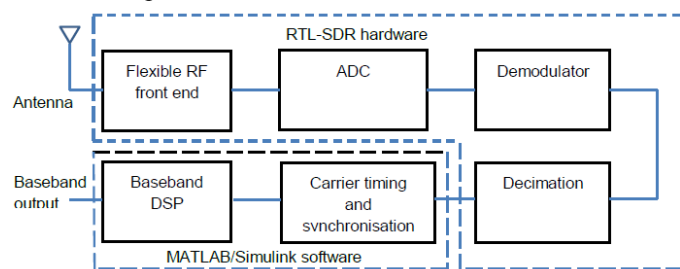


Fig. 2. Block diagram of the RTL-SDR receiver chain.




Fig. 3. RTL-SDR dongle connected to the laptop via USB port.

The RTL-SDR DVB-T dongle operates in the frequency range of 24-1750MHz. The device was selected due to low cost, availability, portability, and its frequency coverage in the VHF-UHF bands. The required software tools have been interfaced with the RTL-SDR modules to allow for real-time control. After retrieving the raw I/Q samples from the RTL-SDR sensor dongle, the host computer performs Fast Fourier Transforms (FFT) to obtain spectral information about the received signals.

This is carried out multiple times with data from all RTL-SDR retunes, which allows us to construct a full picture of all of the activity across the test band, and produce power spectrum density (PSD) plots. One key concern is whether the spectral measurements collected by this low-cost hardware can provide the same level of fidelity and accuracy to those obtained from sophisticated equipment such as high

performance spectrum analysers. In the proposed system, we deal with the limitations of the existing RTL-SDR system for wideband spectrum sensing.

Considering the quality of the RTL-SDR device and its cost the system cannot perform as accurate as high-end spectrum analysers. However, better quality SDR solutions, such as the URSP, are also available.

V. EXPERIMENTAL RESULTS

The proposed RTL-SDR system has been developed using the RTL2832U IC along with a NooElec NESDR Mini dongle which is supported by open source software. The performance of the proposed RTL-SDR system has been compared with a high-end portable spectrum analyser. Spectral sensing has been analysed at the following bands: 600 MHz-700MHz and 50MHz to 800MHz with both a portable spectrum analyser and the RTL-SDR based spectrum analyser.

Figs. 4. and 5 show part of the UHF TV band (600-700MHz) using the RTL-SDR dongle and a spectrum analyser respectively. When comparing both scans, it is clear that both scans look very similar although the SDR device is not calibrated and it is not indicating the same absolute power levels. Figs. 6 and 7 show the measured spectrum from 50 MHz to 800 MHz using the RTL-SDR dongle in absence of PD and in presence of PD respectively.

Similarly, Figs. 8 and 9 show the measured spectrum using a spectrum analyser in absence of PD and in presence of PD, respectively. According to both measurement methods the majority of PD occurs at the low frequency band, i.e. from 50MHz to 300MHz. There is a difference of up to 19 dB at some frequencies due to PD radiation, which is a very significant difference. For example at 125 MHz the difference between the measured spectrum with and without PD using the RTL-SDR dongle is around 19dB, while using the spectrum analyser it is around 21 dB. This yields an error of only 2dB and proves that results obtained by using the SDR device are reliable.

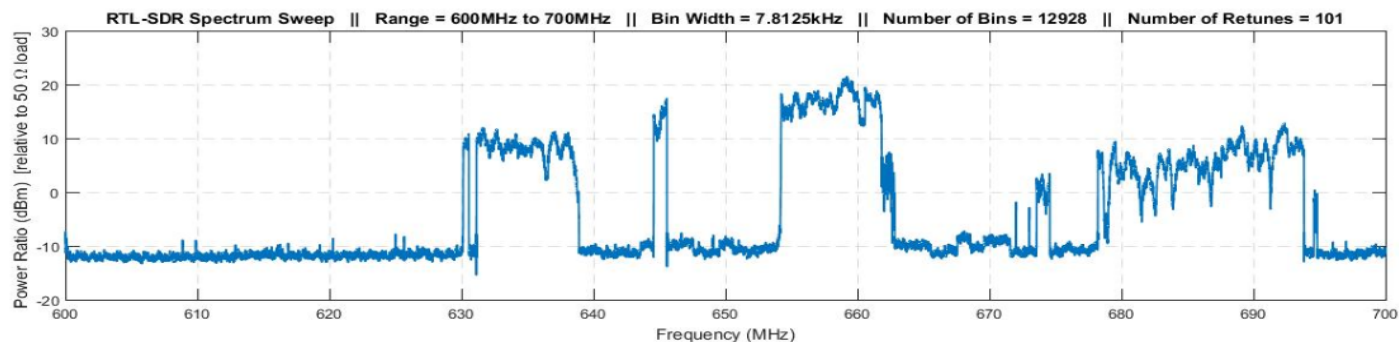


Fig. 4. Measured UHF TV band spectrum using the RTL-SDR dongle (600-700 MHz).

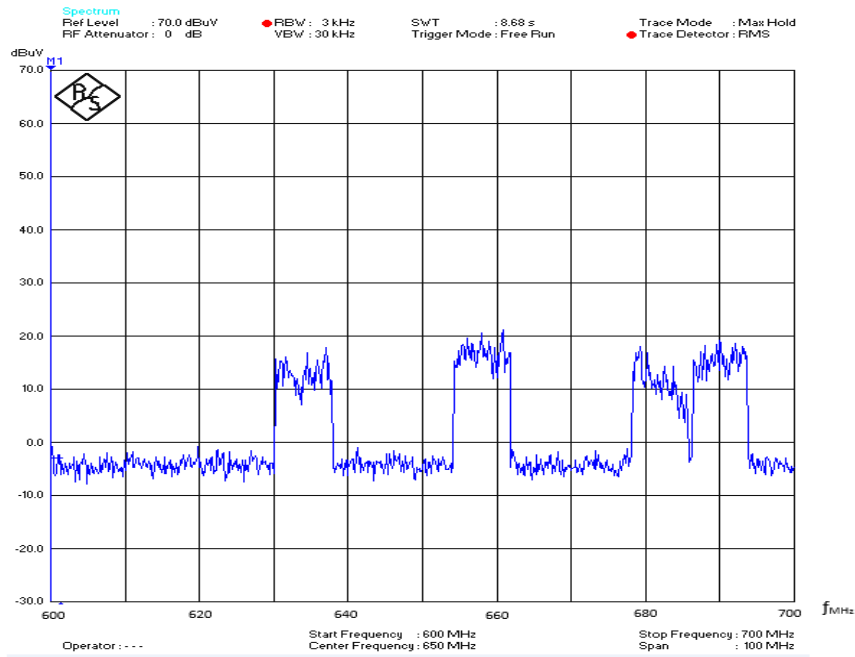


Fig. 5. Measured UHF TV band spectrum using a spectrum analyzer (600-700 MHz).

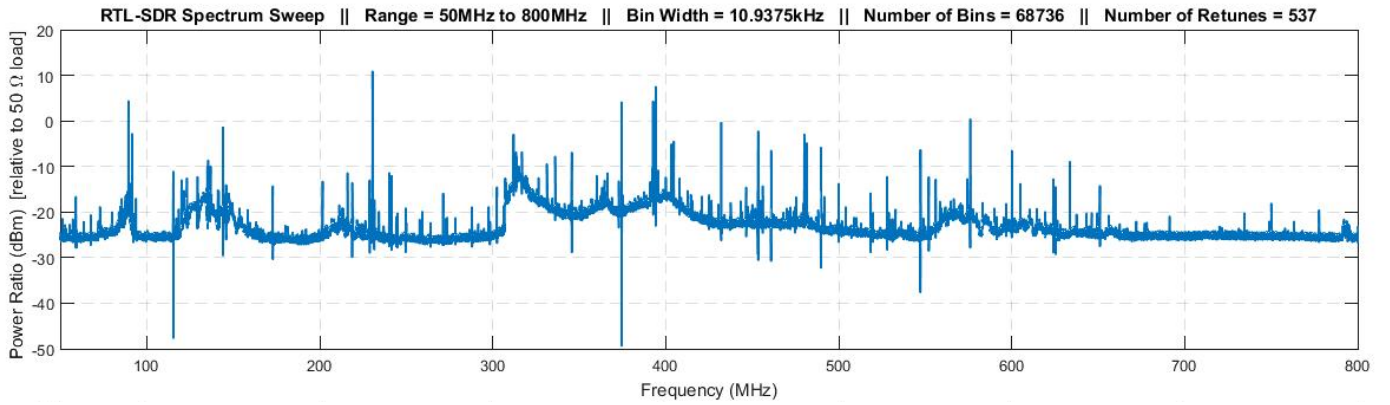


Fig. 6. Measured spectrum using the RTL-SDR dongle in the absence of PD.

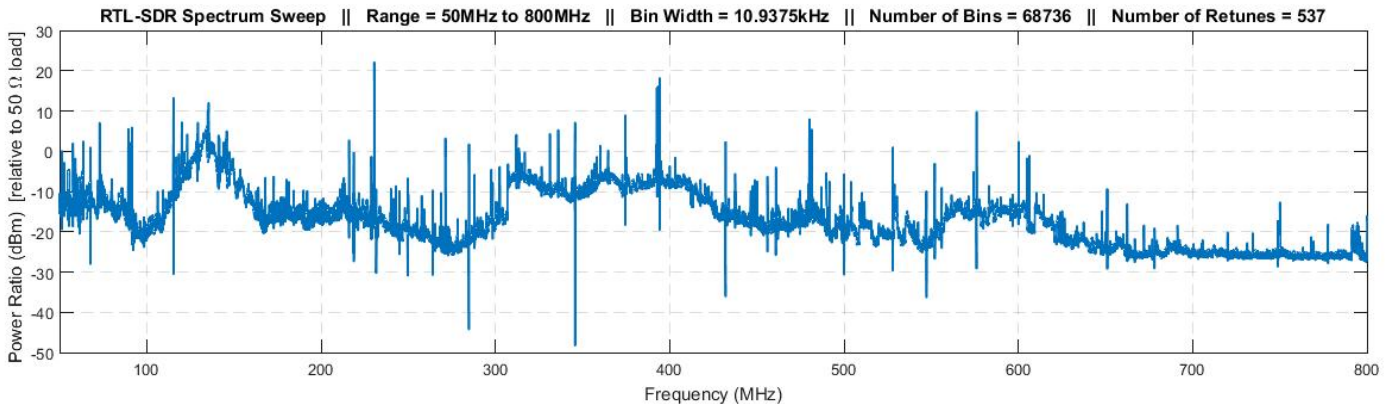


Fig. 7. Measured spectrum using the RTL-SDR dongle in the presence of PD.

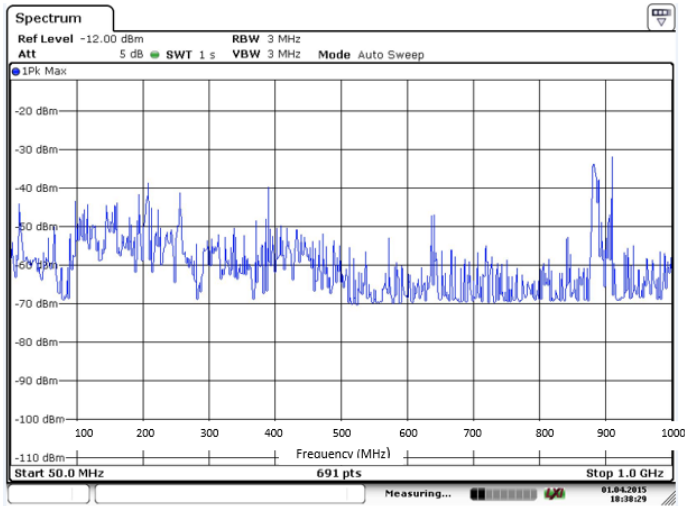


Fig. 8. Measured spectrum using a spectrum analyzer in the absence of PD.

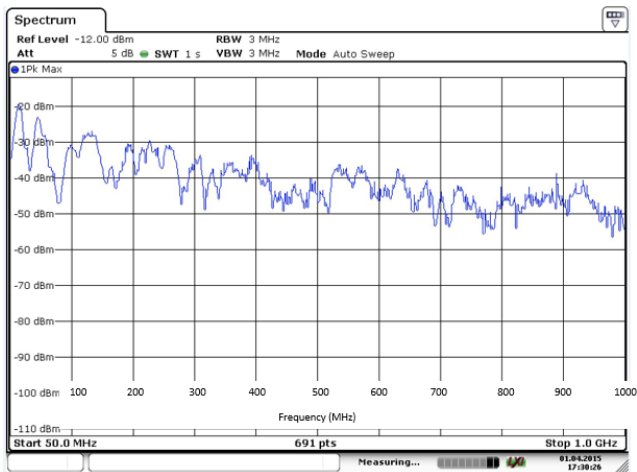


Fig. 9. Measured spectrum using a spectrum analyzer in the presence of PD.

VI. CONCLUSIONS

Considering the significance of PD detection for HV plant equipment, a low cost, high efficiency PD detection and sensing scheme has been proposed using RTL-SDR receivers. The sophisticated spectrum analyzers provide better accuracy for PD detection, however, this solution is expensive. PD detection has been performed using a portable spectrum analyzer and RTL-SDR devices. It has been found that the

RTL-SDR based PD detection can give accurate spectrum analysis at higher frequencies. The key limitations of the RTL-SDR dongles have been discussed, especially regarding the non-calibrated relative nature of power measurements.

REFERENCES

- [1] P. Baker, M. Judd and S. McArthur, "A Frequency-based RF partial discharge detector for low-power wireless sensing," *Dielectrics and Electrical Insulation*, IEEE Transactions, vol.17, no.1, pp. 133-140, February 2010.
- [2] M. Shafiq, M. Lehtonen, M. Isa, L. Kutt "Online partial discharge diagnostics in medium voltage branched cable networks," *Power Engineering, Energy and Electrical Drives 2013*, 4th International Conference, pp. 246-251, May 2013.
- [3] S. Meijer, P. Agoris, P Seitz and T. Hermans, "Condition assessment of power cable accessories using advanced VHF/UHF PD detection," *Electrical Insulation Conference Record of the 2006 IEEE International Symposium*, pp. 482-485, June 2006.
- [4] T Yucek and H. Arslan "A survey of spectrum sensing algorithms for cognitive radio applications" *Communications Surveys Tutorials*, IEEE, IEEE, vol. 11, no. 1, pp. 116–130, March 2009.
- [5] B. Le, T. Rondean and C. Bostian "Analog-to-digital converters," *Signal Processing Magazine*, IEEE, Vol. 22, no. 6, pp. 69–77, November 2005.
- [6] A. Tabassam, M. Suleiman, S. Khan and S. Tirmazi "Spectrum estimation and spectrum hole opportunities prediction for cognitive radios using higher-order statistics," *Wireless Advanced (WiAd)*, pp. 213-217, 20-22 June 2011.
- [7] W. Liu, D. Pareit, E. Poorter and I. Moerman "Advanced spectrum sensing with parallel processing based on software-defined radio", *EURASIP Journal on Wireless Communications and Networking*, no. 228, 2013.
- [8] H. Harada, "A Feasibility Study on Software Defined Cognitive Radio Equipment," *New Frontiers in Dynamic Spectrum Access Networks*, 2008, 3rd IEEE Symposium, pp. 1-12, October 2008.
- [9] R. Stewart, K. Barlee, D. Atkinson and L. Crockett "Software defined radio using Matlab and Simulink and the RTL-SDR". 1st ed., Strathclyde Academic media, October 2015.